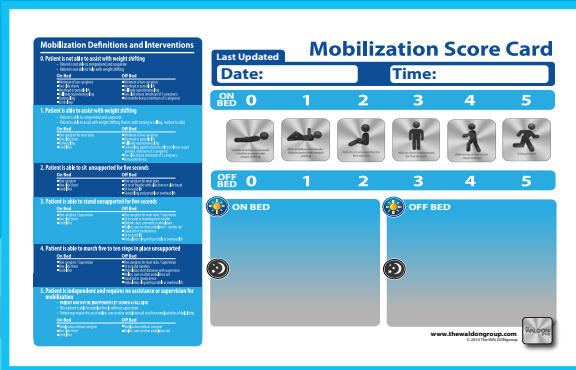



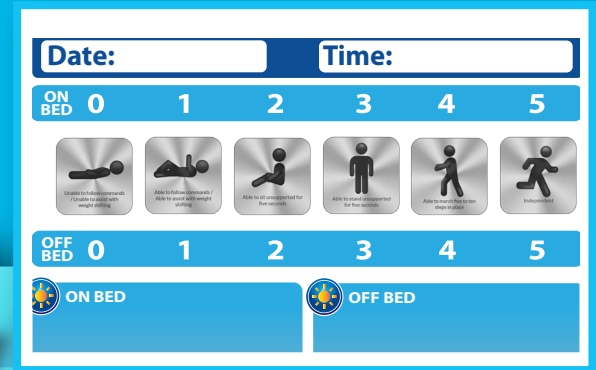
# How to Use the Mobilization Scorecard



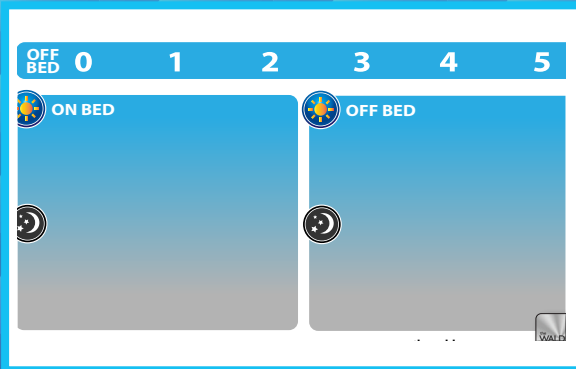
The Mobilization Scorecard is a communication tool used by caregivers to indicate the level of assistance needed to help you mobilize. Any hospital employee attempting to mobilize you in any way can look at this scorecard and know whether or not they need equipment or another caregiver to help you.



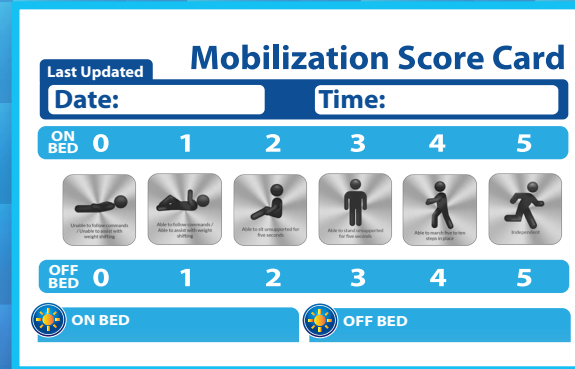
The Definitions and Interventions on the left side of the scorecard indicate which mobilization tasks you should be able to perform at each level and the type of assistance and equipment needed to assist you.



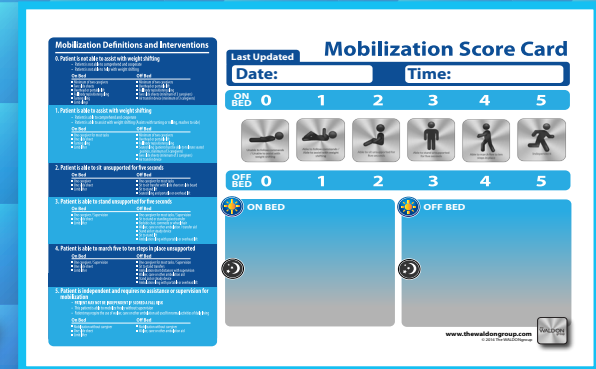
The 0-5 numbering system, as well as the silver icons, indicate the level at which you are able to assist with mobilization tasks. This can vary on the bed and off the bed. After performing mobilization challenges, the caregiver should circle the level of assistance needed for on-bed and off-bed mobilization.



Your ability to assist with mobilization tasks can also vary from day to night. The caregiver should use the blank space to make note of any equipment needed to assist you with mobilization tasks.



The scorecard should be updated by your caregiver at least once per shift, or when your ability to assist changes. Caregivers should fill in the date and time every time they make a change.



The Mobilization Scorecard is a great way for you to understand and contribute to your mobilization plan, so please don't be afraid to ask your caregiver about it.

