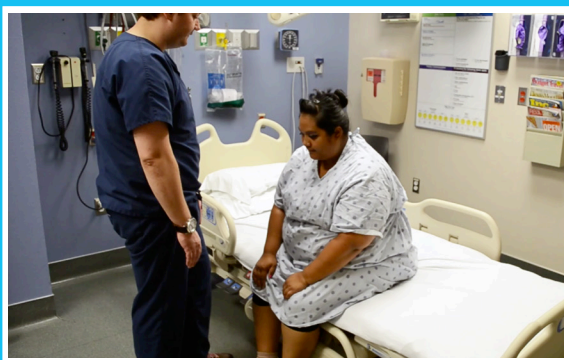
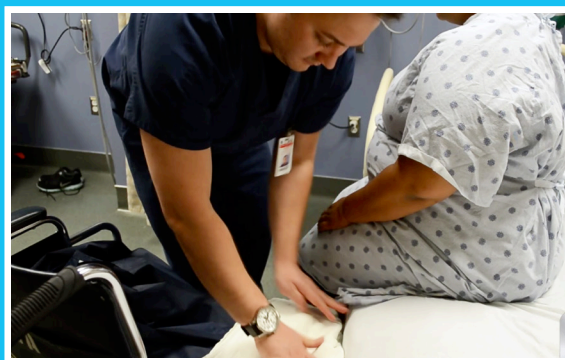




Sit to Sit Transfer to Wheelchair - One Slide Sheet, One Caregiver



Begin with patient well balanced, sitting at bedside with feet firmly planted on floor and wearing proper footwear.



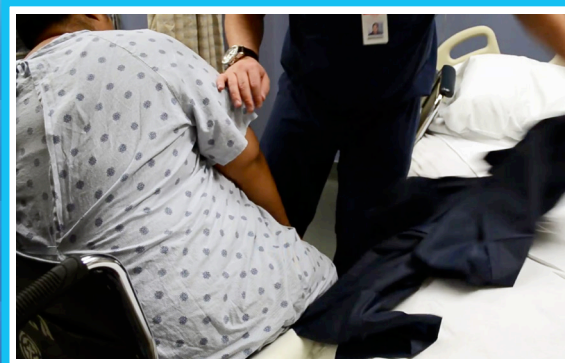
Position wheelchair touching bed next to patient, remove near arm and leg rests, lock brakes and pad the gap with linen.



Prompt patient to lean away from chair, tuck folded slide sheet under patient's posterior thigh and buttocks. Keep sheet away from edge of bed or chair.



Prompt patient to scoot onto the new surface, placing hands on armrest of chair and bedding to help guide.



Remove slide sheet when mobilization task is complete.



Reposition arm rest and make sure patient is seated in an erect and comfortable position.

